

RoomeeZ Applicant Experience

If you need assistance with finding a roommate for the 2020-2021 school year, you're encouraged to utilize RoomeeZ, a private social network site within eRezLife that will help you do so. Once you have completed your application you will be able to fully configure your Roommate profile and start searching for potential roommates.

Follow this guide to learn how to set up your profile. If you at any time need assistance with RoomeeZ, contact the Office of Residence Life at reslife@up.edu or at (503) 943-7205.



First you must click on '**turn on my profile**' and fill out the required fields on your Roommate profile.



Roommate profile

Please fill out the following profile information. This information will be used to help connect you with the possible roommates. Only those students who have completed an application form will be able to view this information.

Turn on my profile

This will make your profile viewable by other applicants. If you disable it, applicants will not be able to see you and you will not be able to see them. If you disable it, your contacts will still be able to view your profile.



Change photo

No file chosen

What name would you like other applicants to see when viewing your public profile? *

It's time to get creative. Give an elevator pitch about yourself. How would you describe yourself in one sentence?

Other applicants will be able to see this when they see a list of possible roommates.

Care to elaborate? Tell us more.

This text will be shown when applicants view your profile.

You can specify which of the available profile fields for searching you are comfortable sharing with potential roommates.

- **'All applicants'** means it will be available for anyone who is searching for potential roommates.
- **'My contacts'** means it is only viewable to other applicants once an applicant accepts a contact request from another applicant.
- **"Private"** means the information is not shared with anyone.

Viewable housing application fields










Let us know what information you'd like to share from your housing application.

Field	All applicants	My contacts	Private
Last Name	<input type="radio"/>	<input checked="" type="radio"/>	<input type="radio"/>
First Name	<input type="radio"/>	<input checked="" type="radio"/>	<input type="radio"/>
Gender	<input checked="" type="radio"/>	<input type="radio"/>	<input type="radio"/>
Faculty	<input checked="" type="radio"/>	<input type="radio"/>	<input type="radio"/>
Bedtime	<input checked="" type="radio"/>	<input type="radio"/>	<input type="radio"/>
Room Usage	<input checked="" type="radio"/>	<input type="radio"/>	<input type="radio"/>

The last section allows the applicants to provide any social media and contact information that they are comfortable sharing with other applicants to facilitate communication. These are only viewable by approved contacts.

How would you like your contacts to communicate with you?

This system does not provide a way for you to communicate with your contacts. We'll leave that to social media and email. To help facilitate communication, let us know your preferred methods. These will only be viewable by your approved contacts.

 phone or text	<input type="text"/>
 email	<input type="text"/>
 facebook	<input type="text"/>
 Twitter	<input type="text"/>
 Google+	<input type="text"/>
 tumblr.	<input type="text"/>
 Pinterest	<input type="text"/>
 Instagram	<input type="text"/>
 other	<input type="text"/>

Once an applicant has completed their Roommate profile and has turned it on, they will be able to access the Roommate search and Contacts menus.



The Roommate search allows applicants to filter based on profile fields for potential matching roommates. These searchable fields are configured by the school.

Roommate search

Here's a chance to look for other applicants you might be interested in rooming with.

Bedtime

Go to bed after midnight Go to bed before midnight

Faculty

Faculty of Arts
Faculty of Communication & Design
Faculty of Community Services
Faculty of Engineering and Architectural Science

Gender

female male

Room Usage

Room is a place to socialize Room is a place to study and sleep

Roommate search results will return a list of matches based on the filters specified. For each result the applicant can easily add another applicant to a roommate group, send a contact request, or block them.

Roommate search results

 [new search](#)



eRezLife Robyn

Rockin' Robyn!

Looking for a roommate.

 [add to roommate group](#)

 [send contact request](#)

 [block](#)

Once the applicant sends a contact request, the other applicant will receive an email to log back in to approve the contact request. All contacts (current contacts, pending contact requests, and blocked contacts) are easily viewable from the Contacts menu.



Contacts

- Current contacts
- Require approval
- My requests
- Blocked

filter



eRezLife Robyn

Rockin' Robyn!

Looking for a roommate.



[add to roommate group](#)



[withdraw contact request](#)



[block](#)